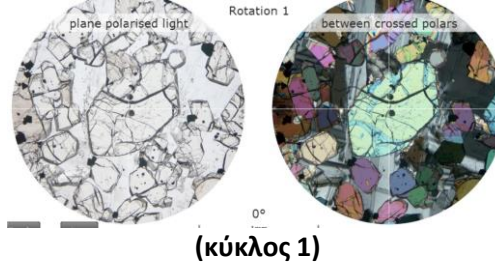


ΝΗΣΟΠΥΡΙΤΙΚΑ


Η άσκηση αφορά στη **μελέτη των νησοπυριτικών ορυκτών**.
Πηγαίνετε στα link. Μετά VIEW MICROSCOPE. Μετά στους αντίστοιχους κύκλους.
Περιστρέψτε την "τράπεζα" και παρατηρήστε.

ΟΛΙΒΙΝΗΣ


<http://www.virtualmicroscope.org/content/12005-magnesium-rich-basalt>




<http://www.virtualmicroscope.org/content/s339-07-basalt>




<http://www.virtualmicroscope.org/content/olivine-gabbro-huntly>




<http://www.virtualmicroscope.org/content/dunite-peridotite-isle-skye>



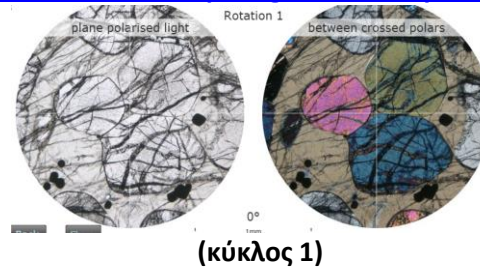
<http://www.virtualmicroscope.org/content/12022-ilmenite-basalt>



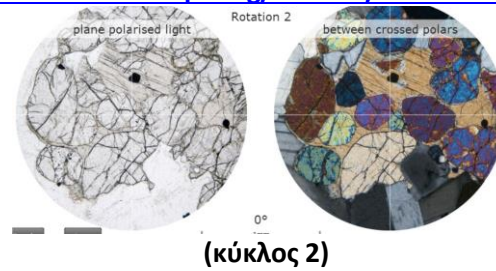
<http://www.virtualmicroscope.org/content/10020-ilmenite-basalt>




<http://www.virtualmicroscope.org/content/layered-gabbro-rum>




<http://www.virtualmicroscope.org/content/troctolite-chromite-layer>




<https://www.virtualmicroscope.org/content/m19-spinel-lherzolite-spain>



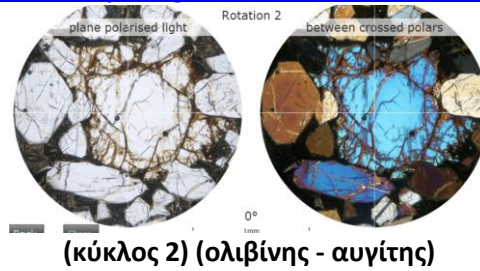
<http://www.virtualmicroscope.org/content/12002-low-titanium-basalt>



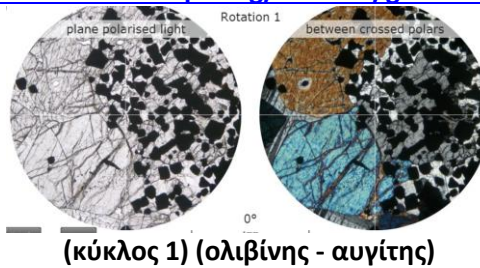
<http://www.virtualmicroscope.org/content/olivine-basalt-clyde-plateau-lavas>




<http://www.virtualmicroscope.org/content/mil-03346-clinopyroxenite-nakhlite>



<http://www.virtualmicroscope.org/content/gabbro-chromite-band>

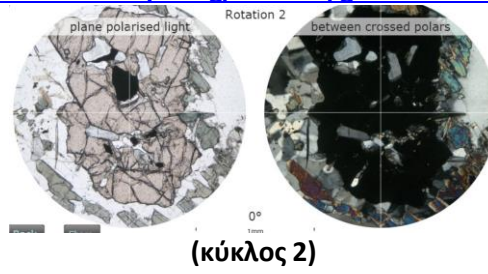


<http://www.virtualmicroscope.org/content/nepheline-basanite-iddingsite>




ΓΡΑΝΑΤΗΣ


<http://www.virtualmicroscope.org/content/garnet-anorthosite-lingerabay>



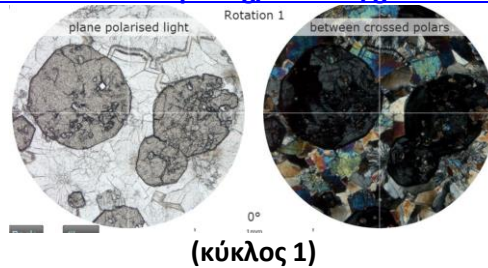
<http://www.virtualmicroscope.org/content/s339-13-eclogite>




<https://www.virtualmicroscope.org/content/m26-eclogite-inverness-shire-scotland>




<http://www.virtualmicroscope.org/content/grossular-prehnite-skarn>




<http://www.virtualmicroscope.org/content/s339-14-glaucophane-schist>




<http://www.virtualmicroscope.org/content/s339-12-mylonite>




<http://www.virtualmicroscope.org/content/staurolite-schist-connemara>



<http://www.virtualmicroscope.org/content/staurolite-schist-glen-clova>



<http://www.virtualmicroscope.org/content/garnet-sillimanite-gneiss-isle-harris>



ΚΥΑΝΙΤΗΣ

<http://www.virtualmicroscope.org/content/s339107>

