


ΙΝΟΠΥΡΙΤΙΚΑ


Η άσκηση αφορά στη **μελέτη των ινοπυριτικών ορυκτών**.
Πηγαίνετε στα link. Μετά VIEW MICROSCOPE. Μετά στους αντίστοιχους κύκλους.
Περιστρέψτε την "τράπεζα" και παρατηρήστε.

ΑΥΓΙΤΗΣ

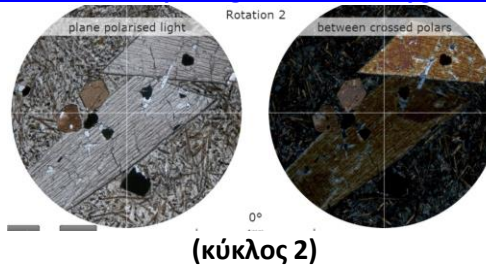
<http://www.virtualmicroscope.org/content/essexitic-olivine-basalt>




<http://www.virtualmicroscope.org/content/olivine-gabbro-huntly>



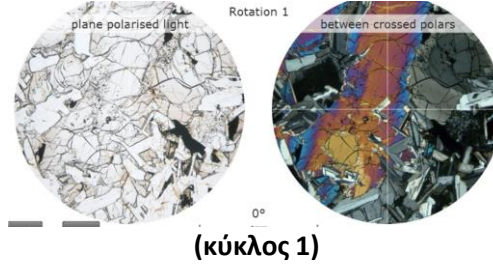
<http://www.virtualmicroscope.org/content/amygdaloidal-monchiquite>




<http://www.virtualmicroscope.org/content/12002-low-titanium-basalt>



<http://www.virtualmicroscope.org/content/14053-aluminium-rich-basalt>



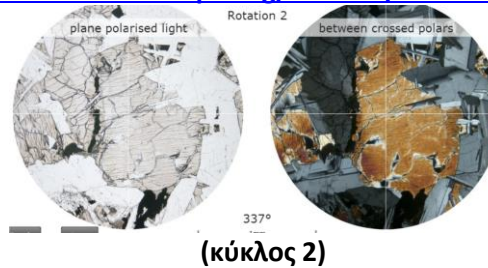
<http://www.virtualmicroscope.org/content/porphyritic-olivine-basalt-mauritius>



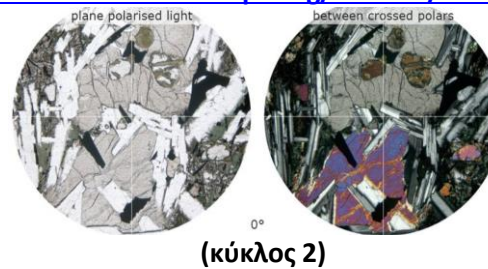
<http://www.virtualmicroscope.org/content/10029-ilmenite-basalt>




<http://www.virtualmicroscope.org/content/10047-ilmenite-basalt>




<http://www.virtualmicroscope.org/content/s339-01-basalt>



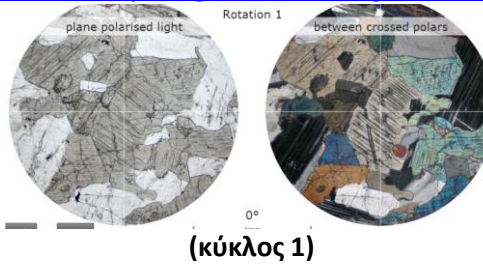
<http://www.virtualmicroscope.org/content/yamato-000593-nakhlite>




<http://www.virtualmicroscope.org/content/mil-03346-clinopyroxenite-nakhlite>




<https://www.virtualmicroscope.org/content/i13-gabbro-two-pyroxene-gabbro>



<http://www.virtualmicroscope.org/content/syenite-ben-loyal>



<http://www.virtualmicroscope.org/content/clinozoisite-skarn-banchory>




ΠΡΑΣΙΝΗ ΚΕΡΟΣΤΙΛΒΗ


<https://www.virtualmicroscope.org/content/canada-syenite-26362>




<http://www.virtualmicroscope.org/content/diorite-magellan-straits>



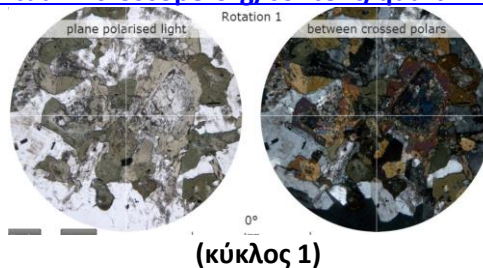
<http://www.virtualmicroscope.org/content/olivine-pyroxene-amphibolite>




<http://www.virtualmicroscope.org/content/hornblende-schist>




<http://www.virtualmicroscope.org/content/quartz-monzonite-jersey>



<https://www.virtualmicroscope.org/content/m02-epidote-amphibolite-mayo>




<http://www.virtualmicroscope.org/content/garnet-epidote-skarn>




ΚΑΣΤΑΝΗ ΚΕΡΟΣΤΙΛΒΗ


<https://www.virtualmicroscope.org/content/i16-tuff-hornblende-dacite-tuff-almeria-spain>




<http://www.virtualmicroscope.org/content/amygdaloidal-monchiquite>



<http://www.virtualmicroscope.org/content/phonolite-cape-verde-islands>




<http://www.virtualmicroscope.org/content/hornblende-porphyrite-valparaiso>




ΓΛΑΥΚΟΦΑΝΗΣ

<http://www.virtualmicroscope.org/content/s339-14-glaucophane-schist>



0°
(κύκλος 1)



0°
(κύκλος 5)
