

ΑΝΑΚΟΙΝΩΣΗ

Μπορείτε να εγγραφείτε στη **ΓΕΩΛΟΓΙΚΗ ΕΤΑΙΡΙΑ ΤΗΣ ΑΜΕΡΙΚΗΣ** ως προπτυχιακοί ή μεταπτυχιακοί φοιτητές με συνδρομή μόλις **\$30.00 το έτος** και να έχετε **ελεύθερη ηλεκτρονικά πρόσβαση** στα παρακάτω περιοδικά της εταιρίας:

- **Geology** (μηνιαίο περιοδικό)
- **GSA δελτίο** (διμηνιαίο περιοδικό)
- **Lithosphere** (διμηνιαίο περιοδικό)
- **Geosphere** (διμηνιαίο περιοδικό)

(ενώ το κανονικό κόστος αυτής της διαδικασίας είναι \$190)

Επίσης υπάρχει δυνατότητα για:

1. Σύνδεση με εργοδότες μέσω της Γεωλογικής Εταιρίας
2. Πρακτική εμπειρία με εργασία σε προγράμματα υπαίθριας απασχόλησης
3. Ταξίδια και μελέτες μαζί με άλλους που μοιράζονται τα ίδια ενδιαφέροντα μέσω του προγράμματος GeoVenture.
4. Σύνδεση και συμμετοχή σε ένα κόσμο ανθρώπων με κοινό ενδιαφέρον.

Για οποιαδήποτε πληροφορία:

Τρανός Δ. Μάρκος, τηλ. (2310)998830, email: tranos@geo.auth.gr





THE
GEOLOGICAL
SOCIETY
OF AMERICA®

SCIENCE
STEWARDSHIP
SERVICE


Jump Start Your Future in the Geosciences

Especially for Undergraduate and Graduate Student Members

- ◆ GSA's premier journals—FREE online
 - *Geology*, *GSA Bulletin*, *Geosphere* and *Lithosphere*
- ◆ Scientific meetings
 - *present research*
 - *volunteer opportunities*
 - *reduced registration rates*
 - *travel grants*
- ◆ GSA Bookstore—30% discount (off most items)
- ◆ Research funding
- ◆ Mentor & employment programs
- ◆ GeoCorp™ America—Field projects
- ◆ GeoVentures—Geoscience travels
- ◆ *GSA Today* and *GSA Connection*



GSA's online journal.



Contact Your Local GSA Campus Representative.

Learn more about GSA Membership at www.geosociety.org/members

Subaru of America—Proud partner in welcoming GSA Student Members. SUBARU

The Student Advantage

Jump start your career in the geosciences!

- FREE online access to GSA's premier journals.
- Present your research and join in scientific exchange at GSA's Annual and Section meetings.
- Member-only discounts on GSA meetings, journals, books, Special Papers, and more.
- Apply for research funding.
- Take advantage of mentor programs.
- Connect with employers—post your online profile, view job postings, and participate in live interviews at our Annual Meeting.
- Gain practical experience by working on an exciting field project.
- Meet a world of interesting people. When you're with GSA, you're among friends!



Be part of the community that is
shaping the future of earth science!

www.geosociety.org

GSA MEMBERSHIP

An exceptional value at only \$30!

2010 Membership Application: Student Recent Grad.

Eligibility: Undergraduate or Graduate Student: Must currently be enrolled and majoring in geology or a related field (i.e., any physical or biological science or other discipline such as engineering, or geography).

Recent Graduate: Received a degree in geology or a related science within the last two years.

APPLICANT INFORMATION

Mr. Ms. Mrs. Dr.
 Male Female
 New Member Reinstating Member

Name _____ Birth Date _____

Mail Delivery Home School College / University _____

Address _____

Telephone [work] _____ Fax _____

Telephone [cell] _____ E-mail _____

Telephone [home] _____ *Note: GSA does not share members' mailing or e-mail addresses.*

GSA's online Membership Directory is for members only. Check the box if you do not want your phone number or e-mail address included in this directory. Please check this box if you do not want to be included in this directory.

EDUCATION (list most recent first)

| College, University, or other Institutions | Degree | Year Received / Expected |
|--|--------|--------------------------|
| _____ | _____ | _____ |
| _____ | _____ | _____ |

PRIMARY GEOSCIENCE INTERESTS (check TWO boxes only)

- | | | | |
|--|--|---|--|
| <input type="checkbox"/> Archaeological Geology | <input type="checkbox"/> Geophysics / Tectonophysics | <input type="checkbox"/> Organic Geochemistry | <input type="checkbox"/> Quaternary Geology / Geomorphology |
| <input type="checkbox"/> Biogeosciences | <input type="checkbox"/> Geoscience Education | <input type="checkbox"/> Paleobotany | <input type="checkbox"/> Seismology |
| <input type="checkbox"/> Climatology / Meteorology | <input type="checkbox"/> Geothermal | <input type="checkbox"/> Paleocology | <input type="checkbox"/> Soil Science |
| <input type="checkbox"/> Coal Geology | <input type="checkbox"/> History of Geology | <input type="checkbox"/> Paleoclimatology / Paleoceanography | <input type="checkbox"/> Stratigraphy / Sedimentology |
| <input type="checkbox"/> Economic Geology | <input type="checkbox"/> Hydrogeology / Hydrology | <input type="checkbox"/> Paleontology | <input type="checkbox"/> Structural Geology / Tectonics |
| <input type="checkbox"/> Engineering Geology | <input type="checkbox"/> Limnogeology | <input type="checkbox"/> Petroleum Geology | <input type="checkbox"/> Volcanology |
| <input type="checkbox"/> Environmental Science | <input type="checkbox"/> Medical Geology | <input type="checkbox"/> Planetary / Space Science | <input type="checkbox"/> Other _____ |
| <input type="checkbox"/> Geochemistry | <input type="checkbox"/> Mineralogy / Petrology | <input type="checkbox"/> Policy / Regulatory | |
| <input type="checkbox"/> Geography | <input type="checkbox"/> Oceanography / Marine Geology | | |

WHAT PROMPTED YOU TO JOIN GSA? (choose one)

- Faculty member recommendation
 GSA web site
 Other _____
 Fellow student recommendation
 Specific GSA program
 Mailing/e-mail from GSA
 Previous member

WHAT IS YOUR PRIMARY REASON FOR JOINING GSA (choose one)

- Publications
 Research grant(s)
 GeoCorps™ America
 Professional/career development
 Mentor program(s)
 Other _____
 GSA meeting(s)
 Employment Service Center

2010 DUES AND CONTRIBUTIONS

GSA MEMBERSHIP DUES

(calendar year*)

| | |
|--|------------------------------------|
| Dues | <input type="checkbox"/> US \$ 30* |
| Dues for individuals who are both residing in and citizens of a country whose economy is classified other than "high-income" by the World Bank | <input type="checkbox"/> US \$ 6 |

<http://www.worldbank.org/data/countryclass/classgroups.htm>

*Join between October–December and get an extended membership through the next year.

*\$12 of your dues will be allocated toward your *GSA Today* subscription.

Membership dues are not deductible as charitable contributions. However, your dues may be deductible as a business or other itemized expense.

SECTION AFFILIATION Your primary Section is included with your membership. Additional Sections are optional.

| | |
|----------------------|--|
| Primary Section: | <input checked="" type="checkbox"/> FREE |
| Cordilleran [CORD2] | <input type="checkbox"/> US \$ 2 |
| International [INTL] | <input type="checkbox"/> US \$ 2 |
| North-Central [NC2] | <input type="checkbox"/> US \$ 2 |
| Northeastern [NE2] | <input type="checkbox"/> US \$ 2 |
| Rocky Mountain [RM2] | <input type="checkbox"/> US \$ 2 |
| South-Central [SC2] | <input type="checkbox"/> US \$ 2 |
| Southeastern [SE2] | <input type="checkbox"/> US \$ 2 |

DIVISION MEMBERSHIP (optional—choose one or more)

(Division Membership(s) for members joining in October–December start in January.)

| | |
|--|----------------------------------|
| Archaeological Geology [arch] | <input type="checkbox"/> US \$ 6 |
| Coal Geology [coal] | <input type="checkbox"/> US \$ 5 |
| Engineering Geology [eng] | <input type="checkbox"/> US \$ 5 |
| Geobiology & Geomicrobiology [gbgm] | <input type="checkbox"/> US \$ 5 |
| Geoinformatics [geoinfo] | <input type="checkbox"/> US \$ 4 |
| Geology and Health [geoh] | <input type="checkbox"/> US \$ 4 |
| Geology and Society [soc] | <input type="checkbox"/> US \$ 4 |
| Geophysics [geop] | <input type="checkbox"/> US \$ 4 |
| Geoscience Education [ged] | <input type="checkbox"/> US \$ 5 |
| History of Geology [hist] | <input type="checkbox"/> US \$ 3 |
| Hydrogeology [hyd] | <input type="checkbox"/> US \$ 5 |
| Limnogeology [lim] | <input type="checkbox"/> US \$ 5 |
| Planetary Geology [plan] | <input type="checkbox"/> US \$ 5 |
| Quaternary Geology & Geomorphology [qgg] | <input type="checkbox"/> US \$ 4 |
| Sedimentary Geology [sed] | <input type="checkbox"/> US \$ 4 |
| Structural Geology & Tectonics [sgt] | <input type="checkbox"/> US \$ 3 |

FOUNDATION CONTRIBUTION (optional)

Members are encouraged to make a contribution to the GSA Foundation. The suggested contribution is tax deductible in the USA.

| | |
|------------------------------------|--------------------------------------|
| GSA Foundation Greatest Needs Fund | <input type="checkbox"/> US \$ 10 |
| Other Program/Amount: _____ | <input type="checkbox"/> US \$ _____ |

Visit www.gsafweb.org for a list of Foundation funds.

2010 PUBLICATION SELECTION (optional)

PRINT JOURNALS (includes online access)

(calendar year*)

| | |
|---|------------------------------------|
| <i>GSA Bulletin</i> (bimonthly) [BUL] | <input type="checkbox"/> US \$ 45 |
| <i>Geology</i> (monthly) [GEOL] | <input type="checkbox"/> US \$ 45 |
| <i>GSA Bulletin & Geology</i> [BG] | <input type="checkbox"/> US \$ 80 |
| <i>Lithosphere</i> (bimonthly) [LITH] | <input type="checkbox"/> US \$ 30 |
| <i>IAH Hydrogeology Journal</i> (IAH nonmember only) (6 issues/calendar year, print only) [iah] | <input type="checkbox"/> US \$ 130 |

ONLINE JOURNALS (does not include print)

(calendar year*)

| | |
|---|--|
| <i>GSA Bulletin</i> (bimonthly) [4B] | <input checked="" type="checkbox"/> FREE |
| <i>Geology</i> (monthly) [4G] | <input checked="" type="checkbox"/> FREE |
| <i>Lithosphere</i> (bimonthly) [4L] | <input checked="" type="checkbox"/> FREE |
| <i>Geosphere</i> (bimonthly) [SPH] | <input checked="" type="checkbox"/> FREE |
| <i>Environmental & Engineering Geosciences</i> (AEG nonmember only) (quarterly) [eeg] | <input checked="" type="checkbox"/> FREE |

BLOC OF DOCS

(one year)

Article downloads from GSA Journals for 2010; archives 1945–2009; or individual chapters from GSA books (1997–present).

| | |
|-----------------------|-----------------------------------|
| 7 downloads [bloc7] | <input type="checkbox"/> US \$ 35 |
| 15 downloads [bloc15] | <input type="checkbox"/> US \$ 60 |
| 25 downloads [bloc25] | <input type="checkbox"/> US \$ 75 |

JOURNALS ON CD

(mailed after year end)

| | |
|---|-----------------------------------|
| CD includes <i>GSA Bulletin</i> , <i>Geology</i> , <i>Geosphere</i> , and <i>Lithosphere</i> , plus links to <i>GSA Today</i> and to the <i>GSA Data Repository</i> online. [9] | <input type="checkbox"/> US \$ 70 |
| CD if <i>GSA Bulletin</i> and <i>Geology</i> are both ordered in print. [9BG] | <input type="checkbox"/> US \$ 29 |

*Subscriptions for members joining in October–December start in January.

PAYMENT

| | | |
|---|---------------------------|---|
| OPTIONAL | Membership Dues | |
| | Section Affiliation(s) | |
| | Division Dues | |
| | Foundation | \$10.00 |
| | Publication(s) | |
| Total Amount Remitted \$ | | |
| <input type="checkbox"/> MasterCard <input type="checkbox"/> VISA <input type="checkbox"/> American Express or Optima <input type="checkbox"/> Discover | | <input type="checkbox"/> Check or Money Order Payable to: The Geological Society of America (Payment in U.S. dollars, drawn on a U.S. bank) |
| CARD NUMBER | NAME ON CARD—PLEASE PRINT | |
| CARD EXPIRATION DATE | SIGNATURE OF CARDHOLDER | |
| | DATE | |

www.geosociety.org

Phone: +1.888.443.4472
or +1.303.357.1000, option 3

E-mail:
gsaservice@geosociety.org

I acknowledge that I meet the eligibility requirements for membership.

APPLICANT SIGNATURE

DATE

MAIL APPLICATION TO: GSA Sales and Service, P.O. Box 9140, Boulder, CO 80301-9140 or **FAX TO:** +1.303.357.1071.